



# Eyeleds® FloorLEDs Round




## Features & Benefits:

- A new generation of indoor floor lighting, based on LED technology
- Easy to install and widely applicable with a recess depth of only 6.5mm
- Top quality SMD LED: bright and powerful light with an extreme long lifespan up to 100.000h
- Solid "walk-over" construction, designed for loads up to 285kg
- Energy saving (0,3W per unit), UV resistant, IP67 dust proof and water resistant
- Low temperature, LED unit remains <35°C
- Individual LED units can easily be replaced with a special repair kit
- Approved and certified by German VDE test institute
- Installation possible in accordance with official standards
- 3 years of European Product Warranty

## Materials & Dimensions LED unit:

- A: Light Surface: Polycarbonate lens 850°C – ø 21,5mm.  
 B: Decoration Ring: Brushed Stainless Steel (1.4301/V2A/Inox 304) – ø 37,4mm.  
 C: Trim Ring: Brushed Stainless Steel (1.4301/V2A/Inox 304) – ø 45mm.  
 D: Clamp Ring: Stainless Steel (Galvanised) – 57,5mm.



## System Components:

Fixture: LED Chain 6,0 m

Available LED Chains:

3L:	485.172.0U
5L:	486.172.0U
8L:	487.172.0U
20L:	488.172.0U

Finish/LED Colour:

03509	brushed stainless steel / white LED
21609	brushed stainless steel / blue LED
26209	brushed stainless steel / green LED
32209	brushed stainless steel / red LED
04109	brushed stainless steel / amber LED
04009	brushed brass / amber LED

Item Code Example: 5L chain br.stainless steel / White LED = 486.172.0U.035.09

Built-In Power Supply

AZ090001U 49 x 49 x 24mm MAX. 40 LED

Plug-In Power Supply Euro

AZ170021U 88 x 52 x 26mm MAX. 10 LED

Plug-In Power Supply UK

AZ210021U 78 x 52 x 26mm MAX. 10 LED

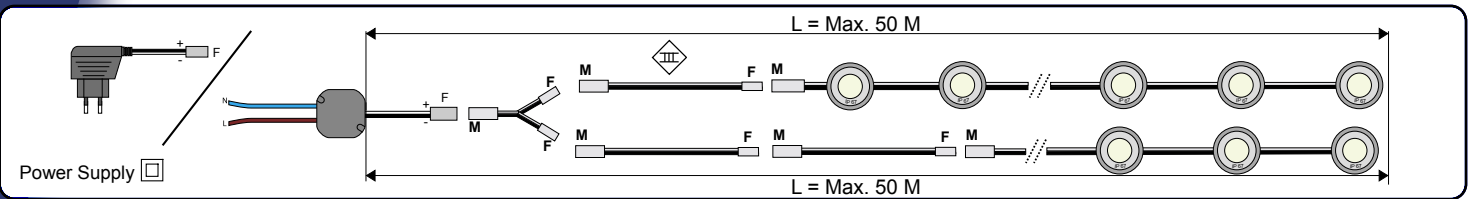
Extension Cable

AZ150001U

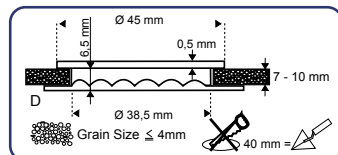
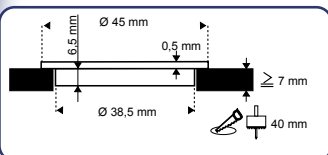
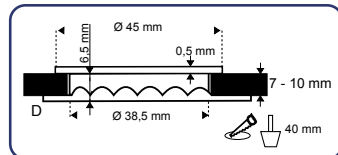
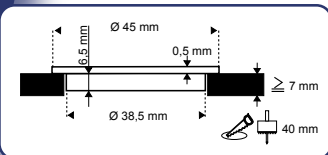
T-Splitter

AZ180001U

## Connection Diagram:



## Build-In Diagram:



## Bathroom Zones:

